



# Zone Access

Zone Access family of controllers have been designed as building blocks for highly-scalable and flexible access control architecture. With just three devices to choose from, Zone Access range provides the optimal solution to the widest range of access control requirements.

Zone Access access control architecture requires just two core components: Zone Wing, an intelligent network controller, and Zone Door, a smart door control device. By strategically dividing the control from the I/O function, this architecture offers new levels of security, flexibility and scalability, allowing the optimum balance of control, ease-of-installation and 'cost-per-door'. For less structured topologies, by joining one Zone Wing and one Zone Door device under the hood, Zone Spot provides powerful all-in-one access point solution.

## ZONE WING

Zone Wing is an intelligent control device and network communication hub. Running on a Linux-based platform, it provides the storage, processing power and programmability needed for modern, key-based security. Zone Wing directly manages and executes user access rights for multiple Zone Door controllers. It also relays all messages, alarm signals and logs between the host and the points of access. It manages the resident profile database and event logs, assuring maximum autonomy should the system go offline. Two general-purpose USB ports can be used to extend the access control system with additional storage, WiFi or mobile-network connectivity. The primary host connectivity is provided via an Ethernet port.

Zone Door I/O devices are connected using an industry-standard CAN bus. One Zone Wing controller is capable of controlling up to 64 "access channels" or individual doors.


Zone Wing is an intelligent access controller capable of driving multiple Zone Door devices, which normally means the doors on a corridor, floor or a wing. Hence the name.



# ZONE DOOR

Zone Door is a smart I/O device offering maximum flexibility of input and output configurations at the point-of-access level. This includes the interface for card and biometric readers (Wiegand and RS485), door strike relays, alarms and other input and output ports. Flexible I/O design allows several different configurations of door strikes, push buttons and alarms. Up to 2 Wiegand readers are supported as default, RS485 reader support capability is optional. Up to 32 Zone Door devices can be connected to a single Zone Wing controller. Zone Door can be also used with Zone Touch time recording terminal for adding basic access control capability.

Zone Door is an innovative, low-cost point-of-access device for controlling door hardware and door-related peripherals.



## ZONE SPOT

Zone Spot is an intelligent access control solution for single, dual or double-door access points. We can think of it as a combination of a Zone Wing and one Zone Door packed into a single box. The only difference is that Zone Spot can handle only a single Zone Door device, the built-in one.


Zone Spot comes in two versions, for external power supply or for direct PoE (Power-over-Ethernet) supply.

Zone Spot is an intelligent all-in-one access controller with built-in door I/O with enough capability for comfortably covering any access control point or spot. Hence the name.



## DIN rail mounting

All three devices are mounted on a standard 35mm DIN rail (EN 50022), offering the widest choice of housing and power supply solutions, including PoE (Power-over-Ethernet). By using the DIN rail standard and due to its compact dimensions, Zone Wings and Zone Doors can often be mounted in existing control panels. Zone Wing and Zone Spot also have an additional anti-tamper switch input for securing installation in often demanding, real-life situations.



## Zone Wing Technical Specifications:

<b>Dimensions</b>	72 x 56 x 91 mm
<b>Mounting</b>	Din rail 35 mm – EN50022
<b>Power Supply</b>	12 – 24 V DC
<b>Power Consumption</b>	4 W
<b>Environment</b>	Operating temperature: 0 °C to +50 °C, Storage temperature: -20 °C to +70 °C, Humidity: 10 % to 90 % (non-condensing)
<b>Communication Interfaces</b>	Ethernet 10/100, RS485 CAN (isolated), up to 32 nodes, multi-drop 2 x USB, 2 x GP Input (for tamper switch)
<b>Memory and Storage</b>	128MB RAM and 2GB MicroSD card, optional expansion with USB stick
<b>Certification</b>	CE, FCC

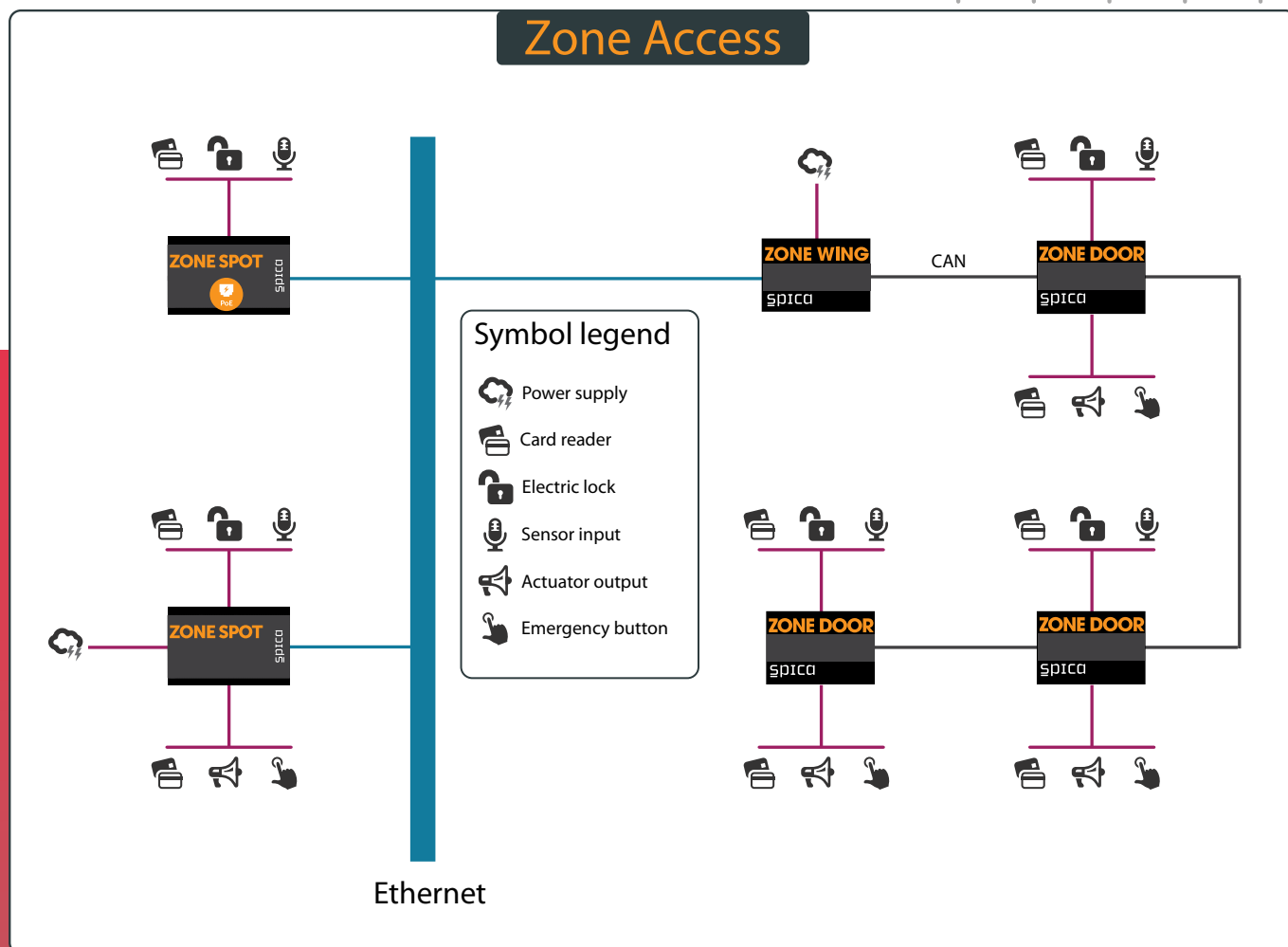
## Zone Door Technical Specifications:

<b>Dimensions</b>	72 x 56 x 91 mm
<b>Mounting</b>	Din rail 35 mm – EN50022
<b>Power Supply</b>	12 – 24 V DC, 2 A max.
<b>Power Consumption</b>	1.5 W
<b>Environment</b>	Operating temperature: 0 °C to +50 °C, Storage temperature: -20 °C to +70 °C, Humidity: 10 % to 90 % (non-condensing)
<b>Communication interface</b>	CAN (isolated)
<b>Reader options</b>	2 x Wiegand or Data Clock interface, 2x OSDP (without SCP)
<b>Inputs</b>	2x standard inputs, 4x smart push buttons, 4x Opto-isolated inputs via spare output terminals (active/passive inputs)
<b>Outputs</b>	4x relay outputs, 1 A max.
<b>Extra Input / Output capabilities</b>	Wiegand/Data Clock terminals can be used as Inputs or Outputs.
<b>Certification</b>	CE, FCC

## Zone Spot Technical Specifications:

<b>Dimensions</b>	142 x 32 x 90 mm
<b>Mounting</b>	Din rail 35 mm – EN50022 or 2 screws, spaced 108 mm apart
<b>Power Supply</b>	Two versions, PoE or 12 – 24 V DC
<b>Power Consumption</b>	5 W
<b>Environment</b>	Operating temperature: 0 °C to +50 °C, Storage temperature: -20 °C to +70 °C, Humidity: 10 % to 90 % (non-condensing)
<b>Communication interfaces</b>	Ethernet 10/100, RS485
<b>Reader options</b>	2 x Wiegand or Data Clock interface or 2x OSDP with secure channel interface
<b>Inputs</b>	4x active inputs, 2x passive inputs
<b>Outputs</b>	4x relay outputs, 1 A max.
<b>Other Interfaces</b>	2 x USB
<b>Memory and Storage</b>	128MB RAM and 2GB MicroSD card, optional expansion with USB stick
<b>Certification</b>	CE, FCC (pending)

# Connection Diagram example:



TIME  SPACE

